

## MB018 CPF/CKDF Multi-Bay Backplane Module


4 > 3

**INSTALLATION  
GUIDE**




**• Front-panel description**

MB018 CKDF



MB018 CPF



**• Content Description**




• Removable Hard Drive Enclosure Rack Kit

• Installation Guide



• Accessory bag  
6#-32 Flat Head screw x 16 pcs  
8#-32 Truss Head screw x 12 pcs  
Miniature key x 2  
Key x 2 (MB018CKDF only)


**• Back-plane description**



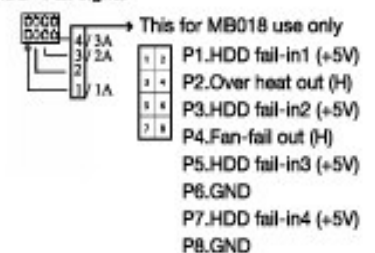
**• HDD - Power/Access**

|   |                      |                      |
|---|----------------------|----------------------|
| 1 | P1.Power LED 1 (+)   | P2.Power LED 1 (-)   |
| 2 | P3.HDD Access 1 (+)  | P4.HDD Access 1 (-)  |
| 3 | P5.Power LED 2 (+)   | P6.Power LED 2 (-)   |
| 4 | P7.HDD Access 2 (+)  | P8.HDD Access 2 (-)  |
| 5 | P9.Power LED 3 (+)   | P10.Power LED 3 (-)  |
| 6 | P11.HDD Access 3 (+) | P12.HDD Access 3 (-) |
| 7 | P13.Power LED 4 (+)  | P14.Power LED 4 (-)  |
| 8 | P15.HDD Access 4 (+) | P16.HDD Access 4 (-) |

**• TEMP Setting Jumper**



**• HDD -Fail signal**



**• ID Setting**

|                |   |   |   |   |
|----------------|---|---|---|---|
| Dip switch No. | 1 | 2 | 3 | 4 |
| Digital signal | 1 | 2 | 4 | 8 |

**A. MB018CKDF**

- a.1-When housing temperature exceeds the preset temperature setting, the Failure Indicator will indicate Amber color and the alarm buzzer sounds.
- a.2-When fan becomes dysfunctional, the Failure Indicator will indicate Red color and the alarm buzzer sounds.
- a.3-Deactivate the alarm buzzer by pressing the Reset button.
- a.4-The Failure Indicator will still indicate Amber ( or Red ) and will not revert until the failure is properly repaired.

**B. MB018CPF**

- b.1-When housing temperature exceeds the preset temperature setting, the Failure Indicator will indicate Red color.
- b.2-The Failure Indicator will still indicate Red and will not revert until the failure is properly repaired.